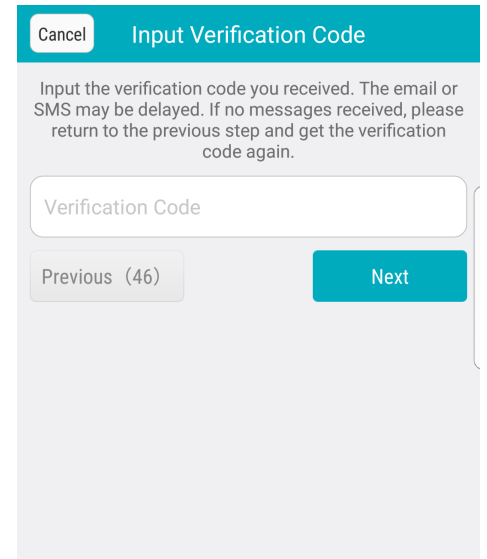
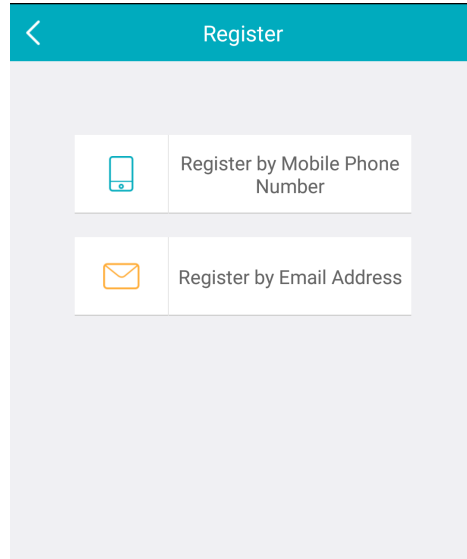


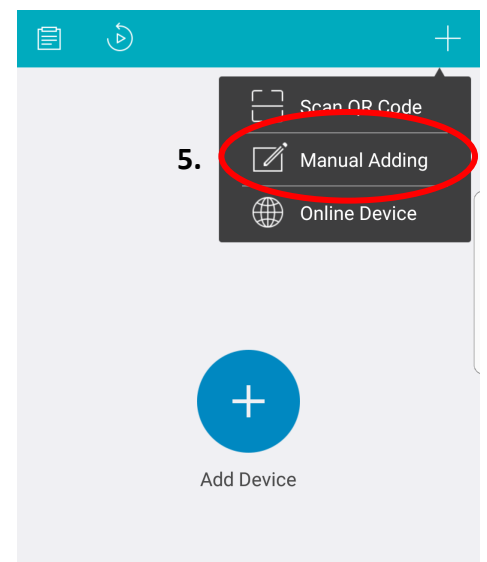
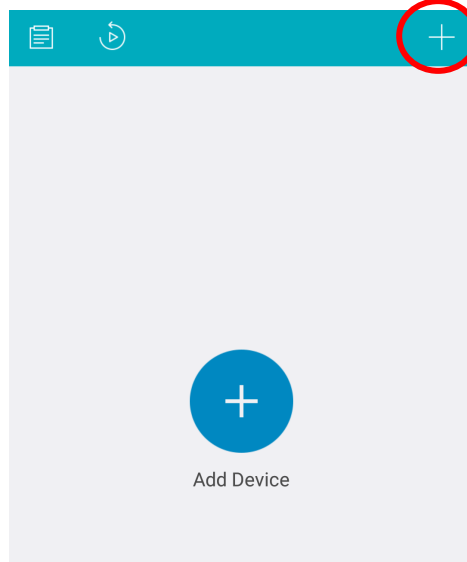
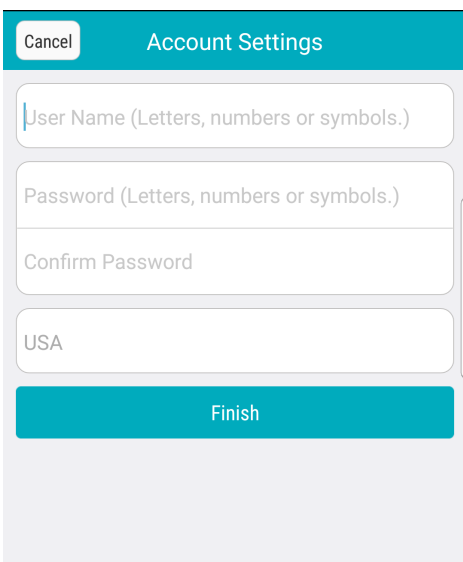


## How To Download and Install App

1. Download GuardingVision app from Apple Store (iOS) or Google Play Store (Android)
2. Open the app and register with mobile phone number or email address. You will receive a verification code either through text message or email to continue the registration process.



3. In the app account settings, create a username and password.
4. Once you've registered, **DO NOT CLICK** Add Device. Instead, click the + sign in the upper right hand corner.
5. Click Manual Adding from the drop down menu.



6. Click the arrow next to "Guarding Vision Domain".
7. Enter the IP Domain in the address field ex: 192.168.8.253
8. Enter the username and password of the camera.

Username: admin

Password: Password1

9. Click the SAVE icon in the upper right hand corner.

